




Emergency Ballasts

Compact Fluorescent

CF94GU



Project: _____
 Type: _____
 Model No: _____ Qty: _____
 Date: _____
 Notes: _____

**Open Circuit Design
 One-lamp Emergency Illumination
 4-Pin Fluorescent Lamps w/o Integral Starter
 End-of-Lamp-Life Compatible**

Product order number: CF94GU (open board - no case)

Specifications

UL COMPONENT RECOGNIZED
 Factory Installation Only

Illumination Time
 90 Minutes

Initial Light Output
 300 - 750 Lumens

Full Warranty
 2 Years (NOT pro-rata)

Universal Input Voltage
 120 Through 277 VAC, 50 or 60 Hz

AC Input Current
 70 mA

AC Input Power Rating
 5.5 Watts

Test Switch
 Single Pole

Battery
 High-Temperature, Maintenance-Free
 Nickel-Cadmium Battery
 7- to 10-Year Life Expectancy

Battery Charging Current
 280 mA

Recharge Time
 36 Hours

Charging Indicator Light
 LED

Temperature Rating (Ambient)
 0°C to + 55°C (32°F to 131°F)

Dimensions
 4.25" x 2.575" x 1.25"
 (108 mm x 66 mm x 32 mm)
 Vertical Mounting Center 1.85" (47 mm)
 Horizontal Mounting Center 3.55" (90 mm)

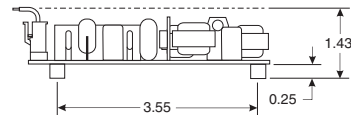
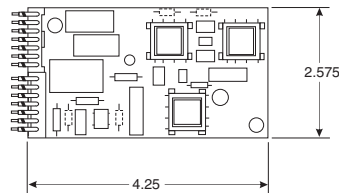
Weight
 1.6 lbs. (0.73 kg)

Benefits:

- Universal Input Voltage
- Open circuit design for flexible intallation options
- Small compact design
- Multiple battery configurations available

Dimensions

4.25" x 2.6" x 1.43" (mounting center - 3.55")

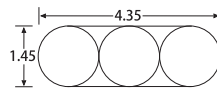


Battery Configurations

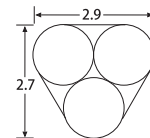
STANDARD STYLE



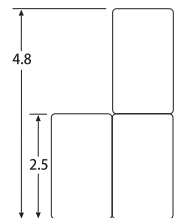
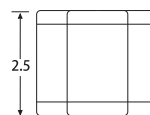
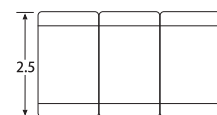
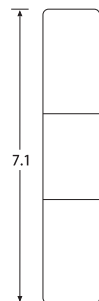
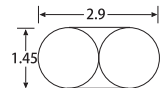
STYLE 1



STYLE 2



STYLE 3

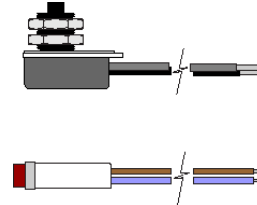


CF94GU

Flourescent Emergency Ballast, Open Circuit Design, 4-Pin Lamps w/o Integral Starters

Table 1 Initial Lumen Output

LAMP (4-PIN)	LUMENS
	1 Lamp
PL-T 42 W/4P, Dulux T/E 42W, F42TBX/4P	750
PL-T 32 W/4P, Dulux T/E 32 W, F32TBX/4P	700
PL-T 26 W/4P, Dulux T/E 26 W, F26TBX/4P	600
PL-T 18 W/4P, Dulux T/E 18 W, F18TBX/4P	325
PL-C 26 W/4P, Dulux D/E 26 W, F26DBX/4P	400
PL-C 18 W/4P, Dulux D/E 18 W, F18DBX/4P	315
PL-C 13 W/4P, Dulux D/E 13 W, F13DBX/4P	300
PL-L 40 W, Dulux L 40 W, F40/30BX/4P	650
PL-L 36 W, Dulux L 39 W, F39/3BX/4P	650
PL-L 24 W, Dulux L 27 W, F27/24BX/4P	400
PL-C 18 W, Dulux L 18 W, F18 BX	350
PL-T 33 W Energy Advantage	700
TL5C 22 W	550



A test switch and charging indicator light is provided.

APPLICATION

The CF94GU open circuit design is a UL RECOGNIZED COMPONENT that works in conjunction with an AC ballast to convert fluorescent fixtures into emergency lighting. The open circuit design consists of a high-temperature nickel-cadmium battery (available in four configurations for ease of installation), charger and electronic circuitry on one open circuit board. A single-pole push-button test switch and LED charging indicator light are also provided. The CF94GU can be used with one 13 - 42 W (4-pin) twin, quad or triple twin-tube compacts. It is also compatible with most one-, two-, three- and four-lamp electronic, standard, energy-saving and dimming AC ballasts. If used in an emergency-only fixture, no AC ballast is necessary. This component is incomplete in certain construction features or restricted in performance capabilities. It is not intended for separate field installation; rather it is intended for use as a component of complete equipment submitted for investigation by Underwriters Laboratories. Final acceptance of the component in the complete equipment is dependent upon its installation and use in accordance with all applicable conditions and ratings noted in the component report issued by UL. The CF94GU may be used in a variety of fluorescent fixtures. The CF94GU is suitable for indoor and damp locations and for sealed & gasketed fixtures. The CF94GU is recommended for use with low mercury/amalgam (green) compact fluorescent lamps. For information about specific lamp and ballast compatibility, please call the factory.

OPERATION

When AC power fails, the CF94GU immediately switches to the emergency mode, operating one lamp at a reduced lumen output for a minimum of 90 minutes. When AC power is restored, the CF94GU automatically returns to the charging mode and, using a patented circuit, delays AC ballast operation for up to five seconds to prevent false tripping of the AC ballast end-of-lamp-life shutdown circuits.

INSTALLATION

The CF94GU does not affect normal fixture operation and may be used with either a switched or unswitched fixture. If a switched fixture is used, an unswitched hot lead must be connected to the emergency ballast. The emergency ballast must be fed from the same branch circuit as the AC ballast. Installation is not recommended with fixtures where the ambient temperature may fall below 0°C.

EMERGENCY ILLUMINATION

Depending on the wattage and type of lamps selected, the CF94GU produces 300 to 750 lumens initial emergency light output (see Table 1). During emergency operation, one lamp is illuminated, even if installed with a multi-lamp AC ballast.

Specification

Emergency lighting shall be provided by using a standard fluorescent fixture equipped with a Philips Bodine CF94GU emergency ballast. The emergency ballast shall consist of a high-temperature, maintenance-free nickel-cadmium battery, charger and electronic circuitry contained in an open circuit design. A test switch and installation hardware shall be provided. The emergency ballast, using a patented circuit, shall delay AC ballast operation for up to five-seconds to prevent false tripping of AC ballast end-of-lamp-life shutdown circuits. The emergency ballast shall be capable of operating one _____ fluorescent lamp at _____ lumens (see Table 1) initial light output in the emergency mode for a minimum of 90 minutes. It shall be suitable for indoor and damp locations and for sealed & gasketed fixtures. The CF94GU shall have 5.5 Watts of input power and a 14.4 Watt-hour battery capacity and shall comply with emergency standards set forth by the current NEC. The emergency ballast shall be UL Component Recognized for factory installation only.

WARRANTY

Model CF94GU is warranted for two (2) full years from date of purchase. Please see detailed warranty information on our web site.

© 2016 Philips Lighting Holding B.V. All rights reserved. Philips reserves the right to make changes in specifications and/or to discontinue any product at any time without notice or obligation and will not be liable for any consequences resulting from the use of this publication.



Philips Emergency Lighting
236 Mt. Pleasant Rd.
Collierville, TN 38017
Tech Support: 888.263.4638
Sales: 800.223.5728

Document order number: L3000014 12.02

philips.com/bodine